



To,

14-February-2019

National Stock Exchange of India Limited

Exchange Plaza, Plot No.C/1, G Block,
Bandra Kurla Complex (E),
Mumbai-400051,

Symbol: HITECH

Subject: Result updates Presentation

Dear Sir/ Madam,

In reference to the above captioned subject, please find enclosed herewith Result update Presentation with respect to the Un-Audited Standalone and Consolidated Financial Results for the Quarter and Nine Months ended 31st December, 2018.

Kindly take the above information on record and oblige.

Thanks and Regards

For **Hi-Tech Pipes Limited**

For HI-TECH PIPES LTD.

Company Secretary

Arun Kumar
Company Secretary &
Compliance Officer

Encl: As above



Hi-Tech Pipes Ltd. Regd. Office : 505, Pearls Omaxe Tower,

Netaji Subhash Place, Pitampura, New Delhi - 110034

CIN : L27202DL1985PLC019750

Tel: +91-11-48440050 Fax: +91-11-48440055

Works : Plot No. 10, Sikandrabad Industrial Area, (U.P.) - 203205

Web : www.hitechpipes.in | **Email :** info@hitechpipes.in



Hi Tech Pipes Limited

Q3 & Nine Months ended FY19
Result Update Presentation



Multiplying Growth **Through Value Addition**



Disclaimer



This presentation has been prepared by Hi-Tech Pipes Limited (the “Company”) solely for information purposes and does not constitute any offer, recommendation or invitation to purchase or subscribe for any securities, and shall not form the basis or be relied on in connection with any contract or binding commitment what so ever. No offering of securities of the Company will be made except by means of a statutory offering document containing detailed information about the Company.

This Presentation has been prepared by the Company based on information and data which the Company considers reliable, but the Company makes no representation or warranty, express or implied, whatsoever, and no reliance shall be placed on, the truth, accuracy, completeness, fairness and reasonableness of the contents of this Presentation. This Presentation may not be all inclusive and may not contain all of the information that you may consider material. Any liability in respect of the contents of, or any omission from, this Presentation is expressly excluded.

Certain matters discussed in this Presentation may contain statements regarding the Company’s market opportunity and business prospects that are individually and collectively forward-looking statements. Such forward-looking statements are not guarantees of future performance and are subject to known and unknown risks, uncertainties and assumptions that are difficult to predict. These risks and uncertainties include, but are not limited to, the performance of the Indian economy and of the economies of various international markets, the performance of the industry in India and world-wide, competition, the Company’s ability to successfully implement its strategy, the Company’s future levels of growth and expansion, technological implementation, changes and advancements, changes in revenue, income or cash flows, the Company’s market preferences and its exposure to market risks, as well as other risks. The Company’s actual results, levels of activity, performance or achievements could differ materially and adversely from results expressed in or implied by this Presentation. The Company assumes no obligation to update any forward-looking information contained in this Presentation. Any forward-looking statements and projections made by third parties included in this Presentation are not adopted by the Company and the Company is not responsible for such third party statements and projections.



Table of Contents



Chairman's Message



Consolidated Financial Highlights



Company Overview



Business Overview



Way Ahead



Chairman's Message


**Consolidated Financial
Highlights**

Company Overview

Business Overview

Way Ahead





Chairman's Message

Commenting on the quarterly and half yearly results, Mr. Ajay Kumar Bansal, Chairman and Managing Director, HI - Tech Pipes Limited said :

"I am happy to share with you the performance of the Company for the Quarter and Nine Months ended 31st December 2018 was in line with our expectations. Our continuous efforts and strategic plan of expanding in existing capacities and improving efficiency has been on track thereby enabling us to achieve higher sales volume of 1,89,066 mt during Nine months of financial year FY19.

I would also like to share that the company is in line with conserving energy by installing solar project at Hindupur facility, Andhra Pradesh. This solar project is generating 400 KWH of energy, this is a significant step towards bringing in greater operational efficiencies. The Company has also expanded its solar plant capacity at Sanand from 250 kwh to 360 kwh. It has also become operational in the current quarter.

We are confident that with developed assets and strong client relationships, we expect to achieve good volume growth and increase our market share in coming months. With increased demand coming in form agriculture, infrastructure & housing sectors and implementation of government policies and reforms, we are confident of increasing our share in the market with addition of value-added products in our portfolio ."





Chairman's Message


**Consolidated Financial
Highlights**

Company Overview

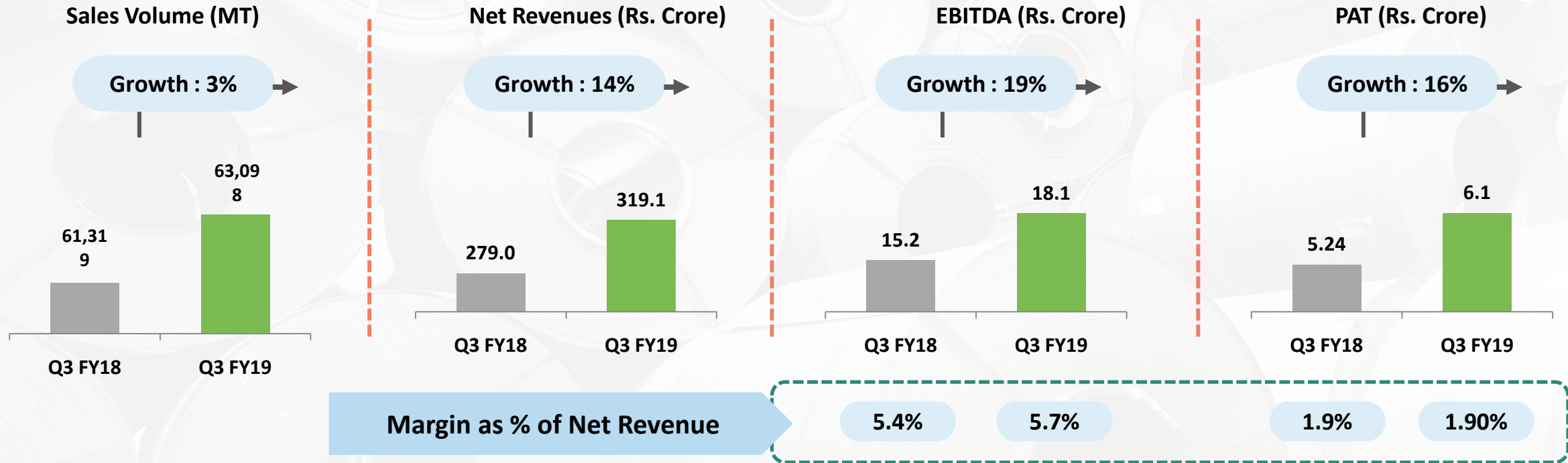
Business Overview

Way Ahead





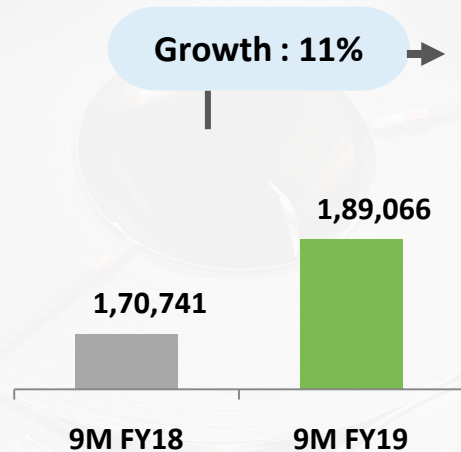
Consolidated P&L Highlights – Q3 FY19 vs. Q3 FY18



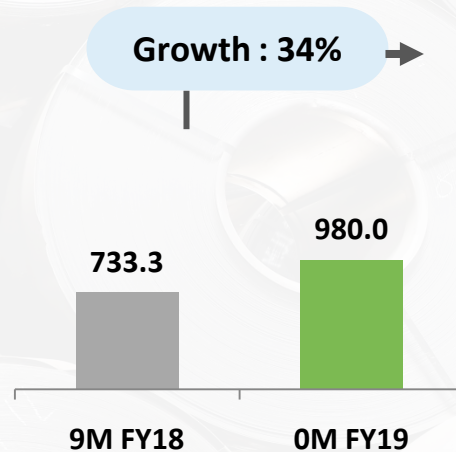
- Growth in revenue driven by Increase in volumes and higher realizations
- Higher contribution of value added products and better operational efficiencies leading to increase in EBITDA points

Consolidated P&L Highlights – 9M FY19 vs. 9M FY18

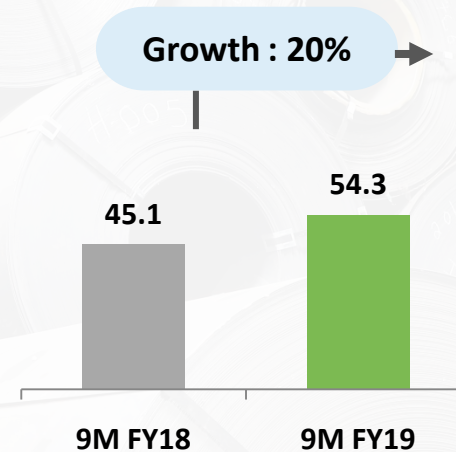
Sales Volume (MT)



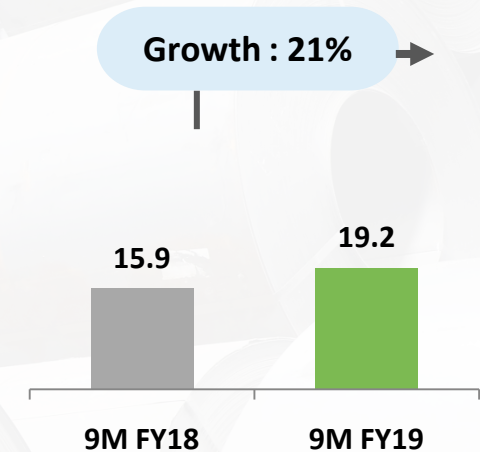
Net Revenues (Rs. Crore)



EBITDA (Rs. Crore)



PAT (Rs. Crore)



Margin as % of Net Revenue

6.16%

5.54%

2.17%


1.96%

- Growth in revenue on account of increase in contribution of value added products



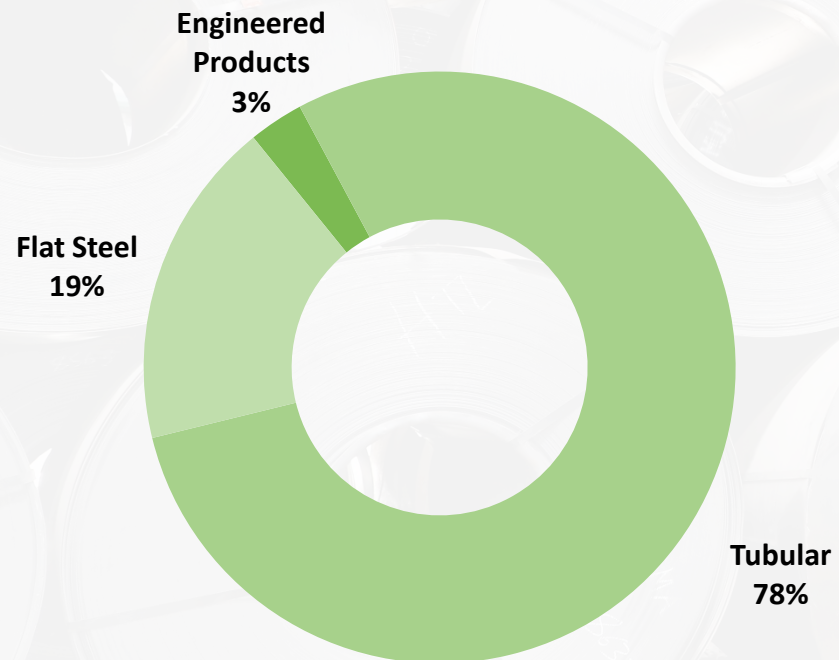
Consolidated Quarterly & 9 Months P&L Highlights

Rs. in Cr	Q3 FY19	Q3 FY18	Y-o-Y %	Q2 FY19	Q-o-Q %	9M FY19	9M FY18	Y-o-Y %
Total Income from Operations	319.1	279.0	14%	339.4	-6%	980.0	733.4	34%
Raw Materials	288.6	252.5		309.3		890.1	657.4	
Employee Cost	3.5	3.0		3.6		10.4	9.1	
Other Cost	8.9	8.4		7.7		25.3	21.7	
Total Expenditure	301.2	263.9		320.6		925.9	688.2	
EBITDA	18.1	15.2	19%	18.8	-4%	54.3	45.2	20%
Other Income	0.1	0.4		0.2		0.4	0.9	
Depreciation	1.3	1.1		1.3		4.0	3.0	
Interest	7.9	7.0		7.7		22.4	20.4	
Profit Before Tax	8.9	7.5	19%	9.9	-11%	28.3	22.8	24%
Tax	2.9	2.3		3.3		9.1	6.8	
Profit After Tax	6.1	5.2	16%	6.6	-9%	19.2	15.9	21%
Basic EPS (in Rs.)	5.65	5.08		6.19		18.00	15.45	

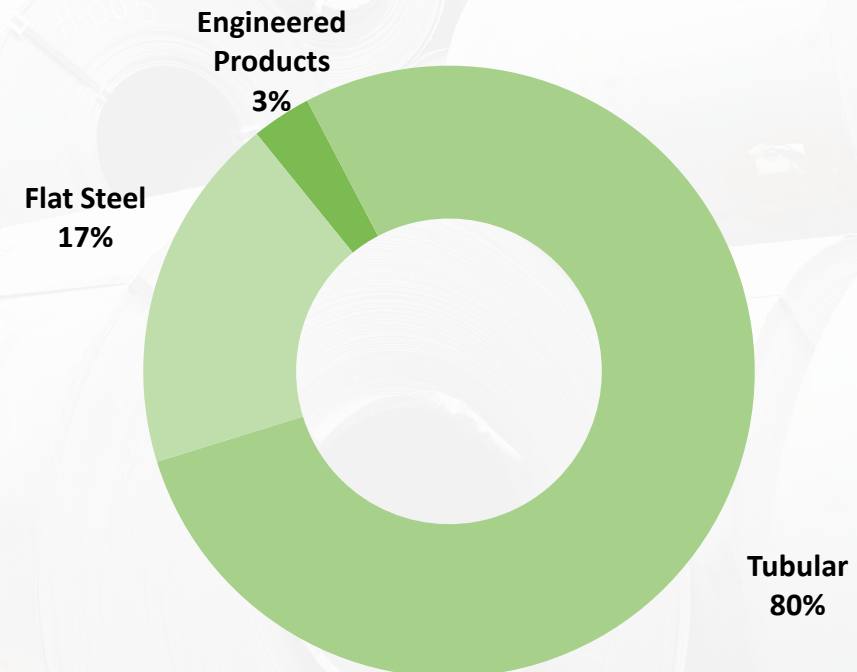


Segment Wise Volume Break Up – 9M FY19 & 9M FY 18

9M FY19



9M FY18






Consolidated Balance Sheet

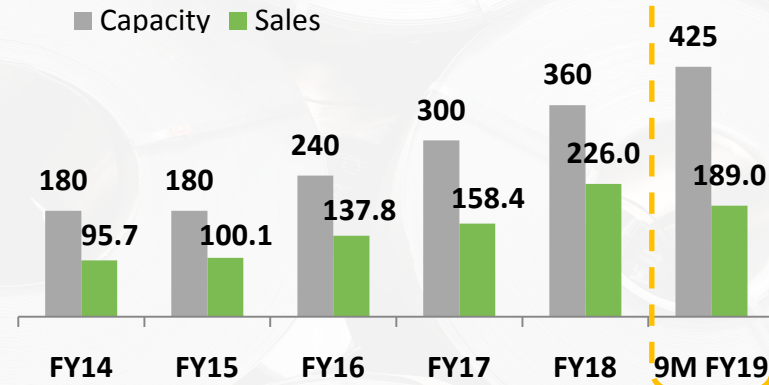
Rs. in Cr	As on 30 th Sept – 18	As on 31 st March – 18
Equity	132.7	113.6
Equity Share Capital	10.7	10.5
Other Equity	122.0	103.1
Liabilities		
Non Current Liabilities	83.8	83.8
Financial Liabilities		
Borrowing	73.8	70.4
Other Financial liabilities	1.0	6.4
Provisions	0.6	0.6
Deferred Tax Liabilities (Net)	8.5	6.4
Current Liabilities	271.0	251.2
Financial Liabilities		
Borrowings	192.1	172.1
Trade Payables	49.4	45.4
Other Financial Liabilities	15.8	13.1
Other Current Liabilities	9.6	16.0
Provisions	1.2	1.2
Current Tax Liabilities (Net)	3.0	3.3
Total	487.6	448.6

Rs. in Cr	As on 30 th Sept – 18	As on 31 st March – 18
Non-current Assets	159.7	149.4
Property, Plant and Equipment	126.4	123.9
Capital Work in Progress	25.8	17.4
Other Intangible asset	0.1	0.1
Investments	0.1	0.0
Loans	2.8	2.7
Other Non Current Assets	4.5	5.3
Current Assets	327.9	299.2
Inventories	164.9	154.3
Financial Assets		
Investments	0.0	0.0
Trade Receivables	125.1	103.9
Cash & Cash Equivalent	1.0	0.9
Bank Balance other than above	12.7	11.9
Other Current Assets	24.2	28.1
Total Assets	487.6	448.6

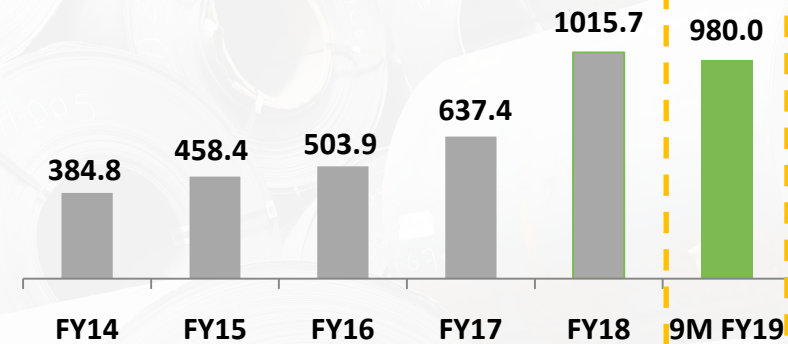


Consolidated Financial Highlights

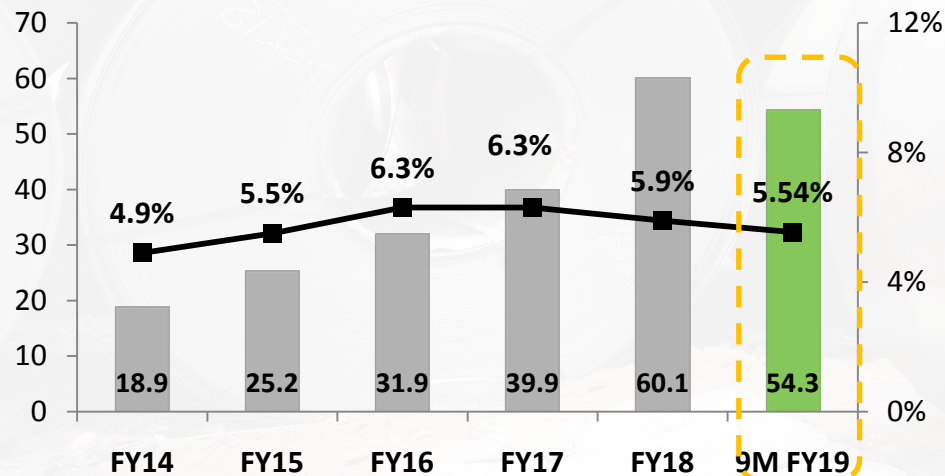
Volume MT (in 000's)



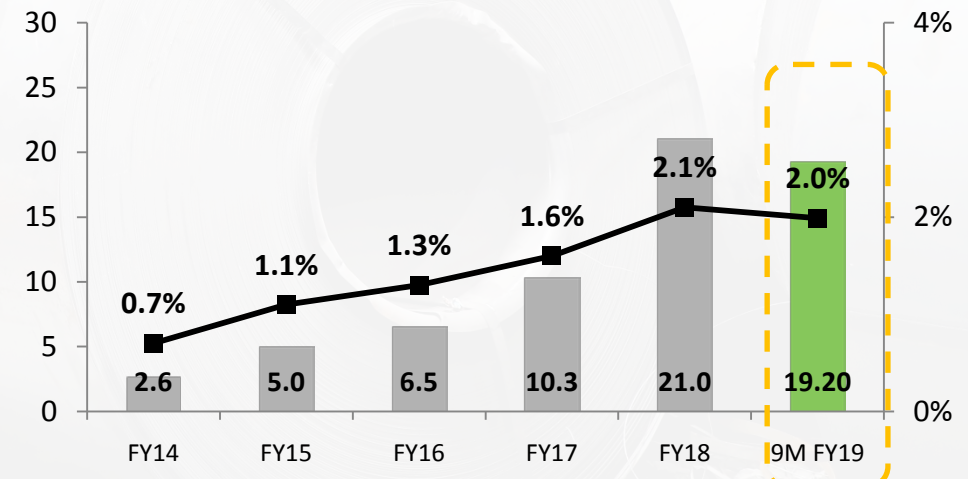
Revenue (Rs. Cr)




EBITDA (Rs. Cr) / Margin (%)



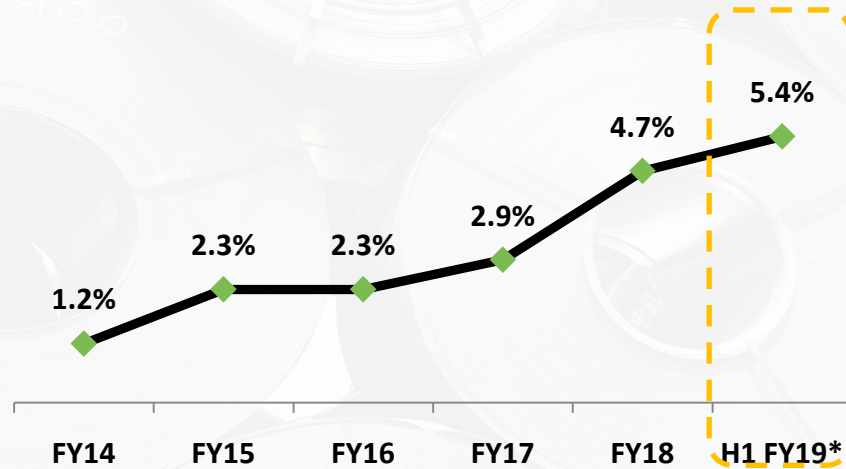
PAT (Rs. Cr) / Margin (%)



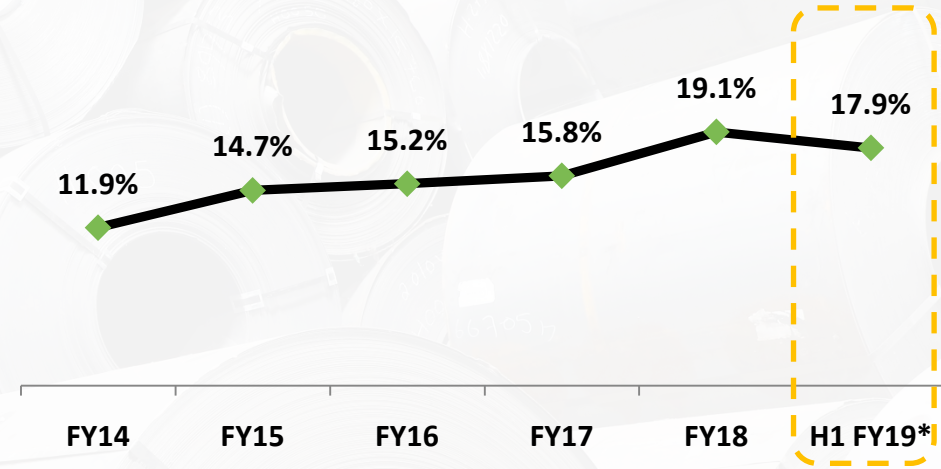


Consolidated Financials Ratios

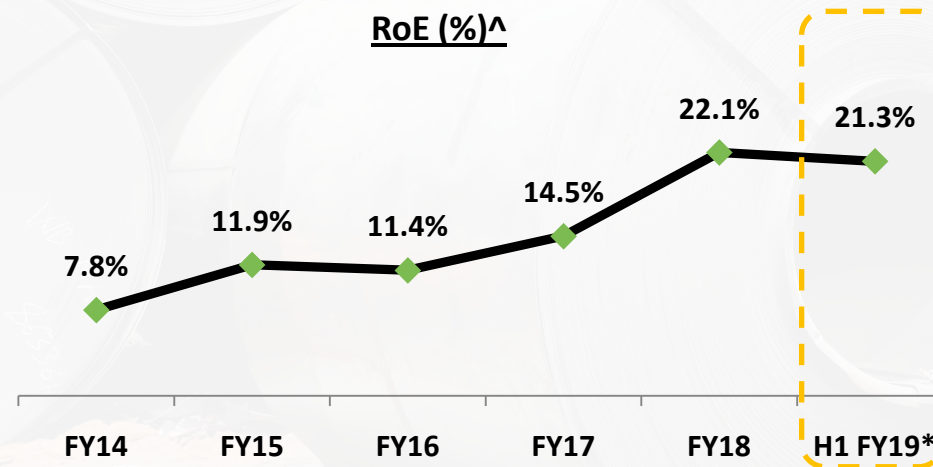
ROA (%)**



RoCE (%)#




RoE (%)^



(*H1 FY19 Annualized figures)

(**ROA = Net Profit/ Total Assets,# RoCE = EBIT/(Average shareholders fund + long term borrowings + short term borrowings-Non current investment), ^ ROE = Net Profit/ Average Net Worth)



Consolidated Annual P&L Highlights

Rs. in Cr	FY18	FY17	Y-o-Y %
Sales Volume (in MT)	226,023	158,428	43.0%
Total Income from Operations	1,015.7	637.4	59.3%
Raw Materials	913.3	562.7	
Employee Cost	12.1	10.6	
Other Cost	30.1	24.3	
Total Expenditure	955.5	597.5	
EBITDA	60.1	39.9	50.8%
Other Income	1.3	2.4	
Depreciation	4.0	6.9	
Interest	27.4	20.5	
Profit Before Tax	30.0	14.9	
Tax	9.0	4.5	
Profit After Tax	21.0	10.4	102.3%
Basic EPS (in Rs.)	20.39	10.08	102.3%



Consolidated Balance Sheet

Rs. in Cr	As on 31 st Mar - 18	As on 31 st Mar - 17
Equity	113.6	76.9
Equity Share Capital	10.5	10.3
Other Equity	103.1	66.6
Liabilities		
Non Current Liabilities	83.8	63.5
Financial Liabilities		
Borrowing	70.4	49.0
Other Financial liabilities	6.4	10.2
Provisions	0.6	0.6
Deferred Tax Liabilities (Net)	6.4	3.8
Current Liabilities	251.2	219.1
Financial Liabilities		
Borrowings	172.1	119.8
Trade Payables	45.4	57.5
Other Financial Liabilities	13.1	11.2
Other Current Liabilities	16.0	22.7
Provisions	1.2	5.8
Current Tax Liabilities (Net)	3.3	2.2
Total Liabilities	448.6	359.5

Rs. in Cr	As on 31 st Mar - 18	As on 31 st Mar - 17
Non-current Assets	149.4	96.0
Property, Plant and Equipment	123.9	81.1
Capital Work in Progress	17.4	7.7
Other Intangible asset	0.1	0.1
Investments	0.0	0.0
Loans	2.7	2.6
Other Non Current Assets	5.3	4.5
Current Assets	299.2	263.5
Inventories	154.3	124.4
Financial Assets		
Investments	0.0	0.0
Trade Receivables	103.9	95.9
Cash & Cash Equivalent	0.9	1.0
Bank Balance other than above	11.9	15.4
Loans	0.0	0.0
Current Tax Assets (Net)	0.0	0.0
Other Current Assets	28.1	26.9
Total Assets	448.6	359.5



Chairman's Message

**Consolidated Financial
Highlights**

Company Overview

Business Overview

Way Ahead





Company Overview



Incorporated in 1985

- Amongst leading steel processing companies in India providing world class innovative products for nearly 3 decades



Powerhouse of Engineering Excellence

- Presence in steel pipes, hollow sections, tubes, cold rolled coils & strips, road crash barriers, solar mounting structures and a variety of other galvanised products



Strategically located state of the art manufacturing facilities

- Four state of the art integrated manufacturing units located at Sikandrabad (two units), Sanand (Gujarat) & Hindupur (Andhra Pradesh)
- Total installed capacity of 4,20,000 mtpa



Multi product Company

- Multi product Company catering to diverse steel needs
- Application in high-rise buildings ,metro stations , bridges, dams, refineries, telecom, airports, highways and power projects



Pan-India presence

- Direct marketing presence in over 17 states
- More than 300 plus distributors across country



Journey So Far



- Installation of continuous galvanising line
- Installation of Hot Dipped Galvanised Facility



- Unit 2 at Sikandrabad to manufacture steel tubes & hollow sections
- Started commercial production of Steel tubes & hollow section at State of Art Sanand (Gujarat) facility
- Listing in NSE-SME



1988 - 96

- Started manufacturing MS pipes at Sikandrabad- Unit 1
- Started manufacturing Cold Rolled coils & strips

2001 - 05



2008 - 10

- Started production of Highway Crash Barriers
- Started production of Hollow sections and Solar Mounting sections

2012 - 16



2017 - 18

- Commenced Operations at Hindupur(A.P.)
- Modernisation of Cold Rolling Mill at Sikandrabad Plant
- Commissioning ERW Pipe manufacturing at Hindupur
- 3rd Company to Migrate to NSE Main Board - May 2018



Professional Management



Mr. Ajay Kumar Bansal **Chairman cum Managing Director**

- Commerce Graduate from Delhi University
- Industry Stalwart with more than 35 years of rich experience
- Nominated as Chairman of Federation of Indian Industries (Steel Tube Panel) representing entire steel tubes industries at various National and International Summits, Seminars and Conferences
- Leading the Tube and Pipes Industry with dynamic approach
- Strategic Planning and identifying new growth drivers for Company

Mr. Anish Bansal **Executive Director**

- B.Sc Economics in Banking and Finance from Cardiff University U.K in 2005
- Rich experience of more than 12 years in Administration and Business Development
- Responsible in taking care of entire area of Corporate Finance and Business Strategies

Mr. Ashok Aggarwal **Commercial Head**

- Graduated from Delhi University
- More than 32 years of experience in area of procurement of Steels from primary steel producers at competitive prices

Mr. Arvind Bansal **Chief Financial Officer**

- Qualified Chartered Accountant with over 20 years of experience in matters related to Corporate Finance, Corporate Restructuring, Taxation, Capital Market, Management Information System and Accounting



Chairman's Message


**Consolidated Financial
Highlights**

Company Overview

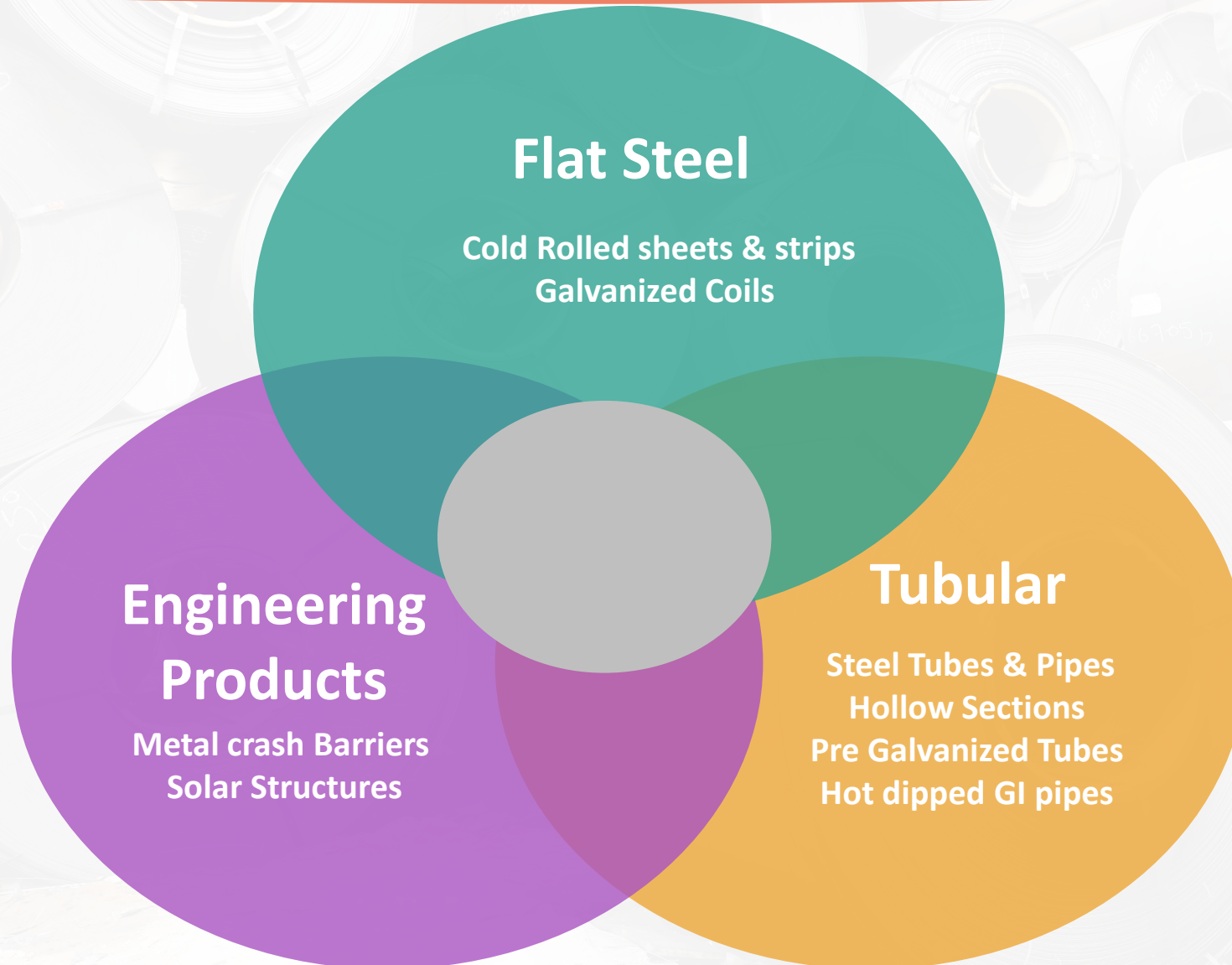
Business Overview

Way Ahead






Business Overview




Different Products... ...Catering to wide array of applications

Flat Steel




CR Sheets & Strips

Stampings
Auto & Auto Ancillaries
Transmission Chain
Bicycle Parts
Fine Blanking
Bearings




Galvanized Coils

Construction
Agriculture
Automobile
Domestic & Outdoor
Electric Appliance
Furniture & Fixtures
Industry



Cold Formed Sections

Automobile Industry
Civil Construction
Solar Mounting Structures
Strut Support Systems
Storage Systems
Furniture & Office Equipments



Different Products... ...Catering to wide array of applications

Tubular




Steel Tubes & Pipes

Water Gas & Air Pipeline
Automobiles
Power & Industrial Boilers
Transformers
Superheaters
Economisers
Heat Exchangers
Railway
Electrification and Furniture
Applications etc.



Hollow Sections

Casing
Columns & Fence
Handrails
Load Bearing Structure
Piling
Posts
Poles
Railings
Scaffolding
Skywalks, Towers etc.



Pre Galvanized Tubes

HVAC
Cladding
Roofing
Building Accessory
Partition
False Ceilings
Household Appliances
(Washing Machine/ A.C etc)
Railway Carriages, Road Signs
Containers, Furniture etc.



Hot Dipped GI Pipes

Agriculture
Plumbing
Green Houses
Irrigation
Hand Pumps
Bore
Tubewell


Different Products... ...Catering to wide array of applications

Engineering Products




Metal Crash Barriers

Water Gas & Air Pipeline
Automobiles
Power & Industrial Boilers
Transformers
Superheaters
Economisers
Heat Exchangers
Bicycles
Railways
Electrification and Furniture



Solar Structures

Ground mounted solar
power plants
Rooftop solar
Street lighting
Solar water pumps
Solar street lighting

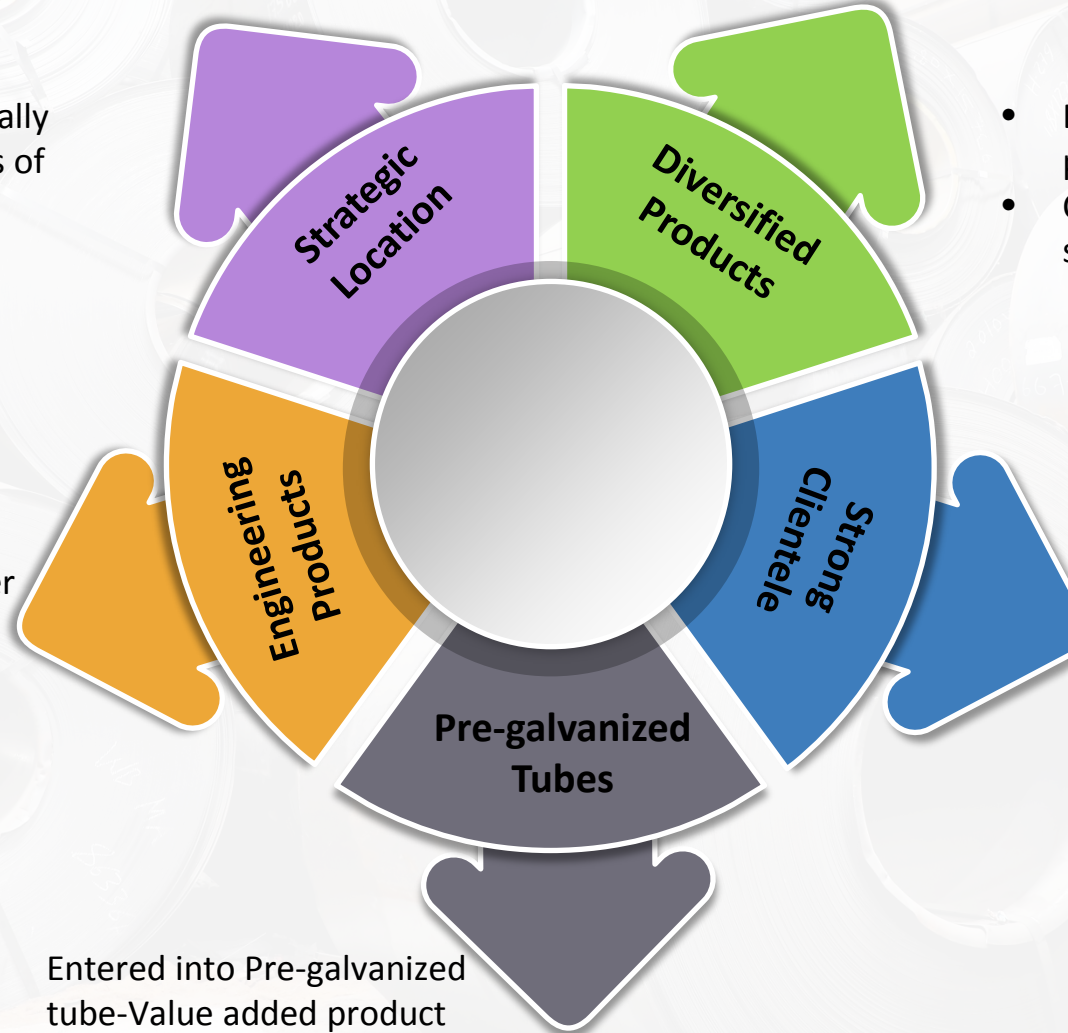


Key Business Strengths

- Manufacturing facilities – strategically located in key high growth markets of North & West India
- Resulting in increased operational efficiencies

- Market leader in Crash Barrier segment
- Strong presence in fast growing Solar Structures segment

- Entered into Pre-galvanized tube-Value added product
- Huge demand from coastal areas and green houses



- Diversified, specialized products
- Catering to wide array of sector applications

- Supplies to leading Infrastructure companies such as LNT, Adani Ports, NTPC, Powergrid, BHEL, Bharati Infratel, Ashok Leyland amongst others
- Approved vendor for major public sector undertakings like BHEL, Powergrid, AAI, DMRC & MMRDA



State-of- Art Manufacturing facilities

- Manufacturing plant Sikandrabad, Uttar Pradesh (UP)
- Installed capacity of 1,80,000 mtpa



- Manufacturing unit in Hindupur
- Installed capacity of 1,20,000 mtpa

- Manufacturing unit in Sanand (Gujarat)
- Installed capacity of 1,25,000 mtpa



Internationally certified...





Our Esteemed Customers





Marquee Projects using Hi-tech products



Grandstand Roofing Structure- Buddh International Circuit



Toll Plaza- Bandra-Worli Sea Link



Tensile Membrane Structures- Mumbai Airport



Main Supporting Structures- Common Wealth Stadium



Station Structure & Railing- Delhi Metro



Structural Support Members- Foot Over Bridges in Delhi



Module Mounting Structures- Gujarat Solar Park



Marquee Projects using Hi-tech products



Fire Fighting Pipes- Seven Hills Hospital Mumbai




Crash Barriers- Yamuna Expressway



Towers- Suzlon Wind Farms



Curtain Walling Structure- Mumbai New Airport Terminal



Structural Glazing Structure- Delhi T3 Terminal



Walkways – Mumbai Skywalks



Substation Tubular Structure- Powergrid Corporation Ltd.



Chairman's Message

**Consolidated Financial
Highlights**

Company Overview


Business Overview

Way Ahead






Government Impetus creating significant industry growth opportunity



- MS Black Tubes & Hollow Section for Roofing, Rails, Grills, Gate Etc.
- Tubes And Pipes Used for Prefab home and shelters
- Large Hollow Section Pipe & Poles Used in Infrastructure Projects, Street Lighting, Sewage
- Power Transmission & Distribution Structures and Poles.
- Road Crash Barrier for Highway Safety
- Solar Mounting Structures Used For Supporting Solar Panels
- Casing Pipe and Galvanised Pipes for Boring and tube well
- Hollow Section Used in Prefab Toilets
- CR Square Tube Used For Rickshaw Frame

... Hi-tech uniquely positioned to leverage upon these opportunities – to emerge as a leading player in India




Way Ahead



**Aspiring to achieve one million ton
installed capacity**

**Become Globally Reputed Steel
Processing Company**

**Be known for technology and high
quality specialized products**



Thank you



HITECH

Bloomberg HITECH:IN



HITC.NS

For further information, please contact:

Company :

Hi- Tech Pipes Ltd.

Mr. Arvind Bansal

Chief Financial Officer

cfo@hitechpipes.in

<http://www.hitechpipes.in>