

To,
National Stock Exchange of India Limited
Exchange Plaza, Plot No.C/1, G Block,
Bandra Kurla Complex (E),
Mumbai-400051,

14th November, 2019

Symbol: HITECH

Subject: Result updates Presentation

Dear Sir/ Madam,

In reference to the above captioned subject, please find enclosed herewith Result update Presentation with respect to the Un-Audited Standalone and Consolidated Financial Results for the Quarter and Half Year ended 30th September, 2019.

Kindly take the above information on record and oblige.

Thanks and Regards
For **Hi-Tech Pipes Limited**


Arun Kumar
Company Secretary &
Compliance Officer

Encl: As above



Hi-TECH
PIPES

Hi-Tech Pipes Ltd

Investor Presentation

Q2 - FY 2020

Forward Looking and cautionary statement

Certain statements in this report concerning our future growth prospects are forward looking statements, which involve a number of risks, and uncertainties that could cause actual results to differ materially from those in such forward looking statements. The risk and uncertainties relating to these statements include, but are not limited to risks and uncertainties regarding fluctuations in earnings, our ability to manage growth, intense competition within Steel industry including those factors which may affect our cost advantage, wage increases in India, our ability to attract and retain highly skilled professionals, time and cost overruns on fixed-price, fixed-time frame contracts, our ability to commission mines within contemplated time and costs, our ability to raise the finance within time and cost client concentration, restrictions on immigration, our ability to manage our internal operations, reduced demand for steel, our ability to successfully complete and integrate potential acquisitions, liability for damages on our service contracts, the success of the companies in which the Company has made strategic investments, withdrawal of fiscal/governmental incentives, impact of regulatory measures, political instability, legal restrictions on raising capital or acquiring companies outside India, unauthorized use of our intellectual property and general economic conditions affecting our industry. The company does not undertake to update any forward looking statements that may be made from time to time by or on behalf of the company.

Table of Contents



Company Overview



Chairman's Message



Consolidated Financial Highlights



Business Overview



Way Ahead



Company Overview

Chairman's Message

**Consolidated Financial
Highlights**

Business Overview

Way Ahead

Company Overview

5,00,000*

mtpa

Installed Capacity

33+

Years of Experience

350+

Distributors across India



4

Manufacturing Plants

1100+

Workforce

550+

SKU's

Our USP

**Technology driven system
for monitoring orders &
updating Customers**

**Regular Interaction of
Promoters with Dealers to
ensure their Loyalty**

**Designing and
Customisation of Products
as per Customer Needs**



**Regional Plants & Own
Logistics to give Prompt
service to Customers**

**Weekly PPC System in
Co-ordination with
Customers**

**Regional Sales Office set
up for Regular market
update & interaction**

Company Overview



Incorporated in 1985

- Amongst leading steel processing companies in India providing world class innovative products for nearly 3 decades



Powerhouse of Engineering Excellence

- Presence in steel pipes, hollow sections, tubes, cold rolled coils & strips, road crash barriers, solar mounting structures and a variety of other galvanised products



Strategically located state of the art manufacturing facilities

- Four state of the art integrated manufacturing units located at Sikandrabad (two units), Sanand (Gujarat) & Hindupur (Andhra Pradesh)
- Total installed capacity of 5,00,000 mtpa*



Multi product Company

- Multi product Company catering to diverse steel needs
- Application in high-rise buildings ,metro stations , bridges, dams, refineries, telecom, airports, highways and power projects



Pan-India presence

- Direct marketing presence in over 17 states
- More than 350 plus distributors across country



Company Overview

Chairman's Message

**Consolidated Financial
Highlights**

Business Overview

Way Ahead

Chairman's Message



Commenting on the Quarterly results, Mr. Ajay Kumar Bansal Chairman and Managing Director HI - Tech Pipes Limited said :

"Q2-FY 20 was very challenging quarter due to continuous & steep decrease in the prices of steels. Steel Prices was continuously decreasing due to substantial dip in the demand of Auto sector & Real Estate sector.

In the recent past Government of India has taken various steps to boost new investments and economic sentiments. Particularly reduction in Corporate Taxes is going to benefit the company in the current financial year & in subsequent year also.

Now the good news is steel prices has started stabilizing & demand is coming up from the current month. We are confident that performance of H2 FY 20 is going to much better.



Company Overview

Chairman's Message

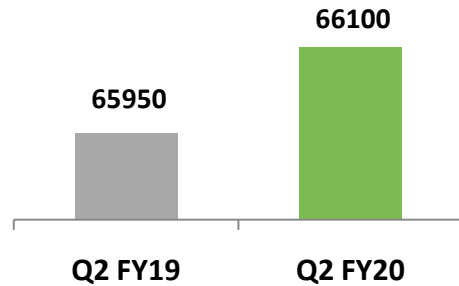
**Consolidated Financial
Highlights**

Business Overview

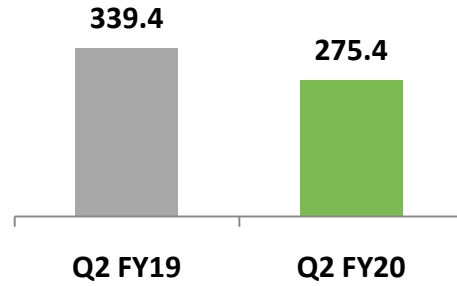
Way Ahead

Consolidated P&L Highlights – Q2 FY20 vs. Q2 FY19

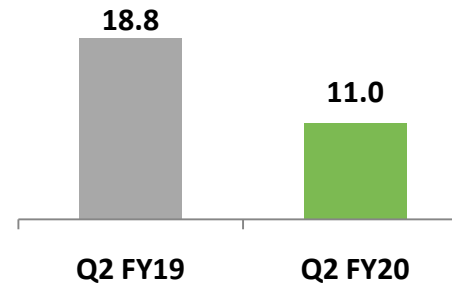
Sales Volume (MT)



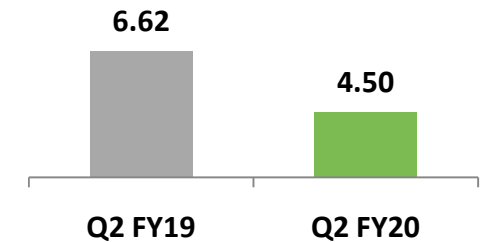
Net Revenues (Rs. Crore)



EBITDA (Rs. Crore)



PAT (Rs. Crore)



Margin as % of Net Revenue

5.5%

4%

1.95%

1.63%

126000

135000

Q2 FY19

Q2 FY20

661

599

H2 FY19

H2 FY20

36.24

28.63

H2 FY19

H2 FY20

13.14

10.49

H2 FY19

H2 FY20

Margin as % of Net Revenue

5.7%

4.9%

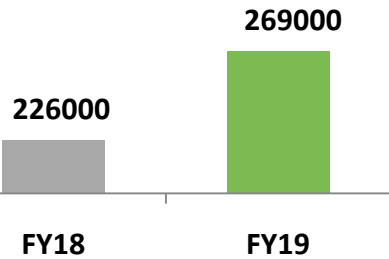
2%

1.9%

Consolidated P&L Highlights – FY19 vs. FY18

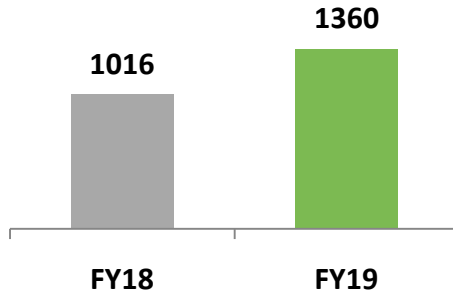
Sales Volume (MT)

Growth : 19%



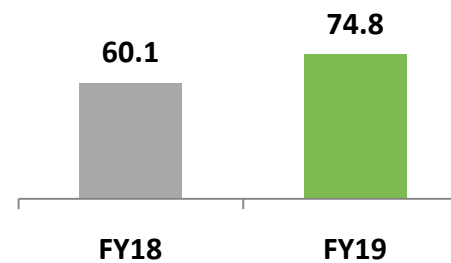
Net Revenues (Rs. Crore)

Growth : 34%



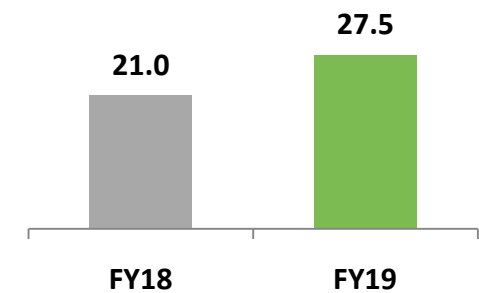
EBITDA (Rs. Crore)

Growth : 25%



PAT (Rs. Crore)

Growth : 31%



Margin as % of Net Revenue

5.91%

5.49%

2.06%

2.01%

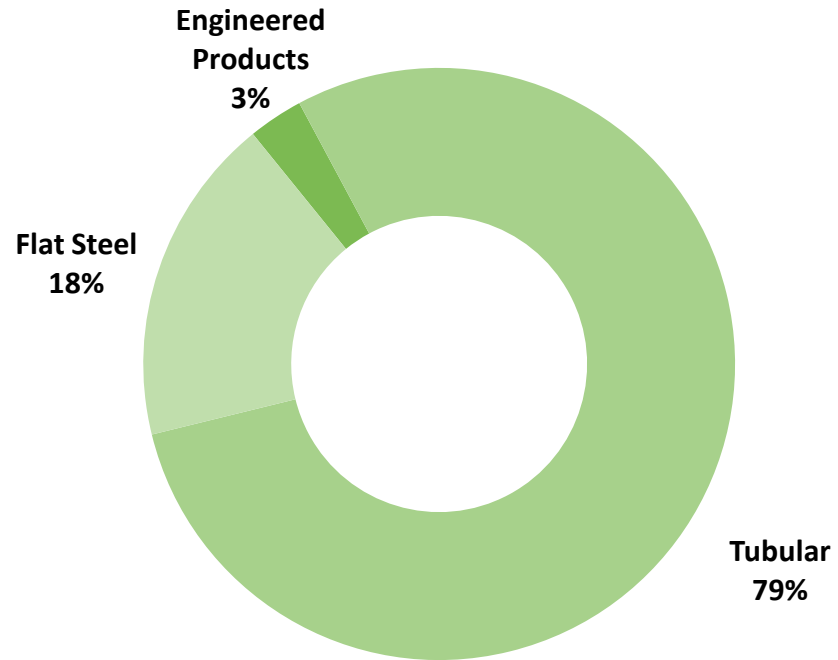
- Growth in revenue on account of increase in contribution of value added products

Consolidated Quarterly & Year ended P&L Highlights

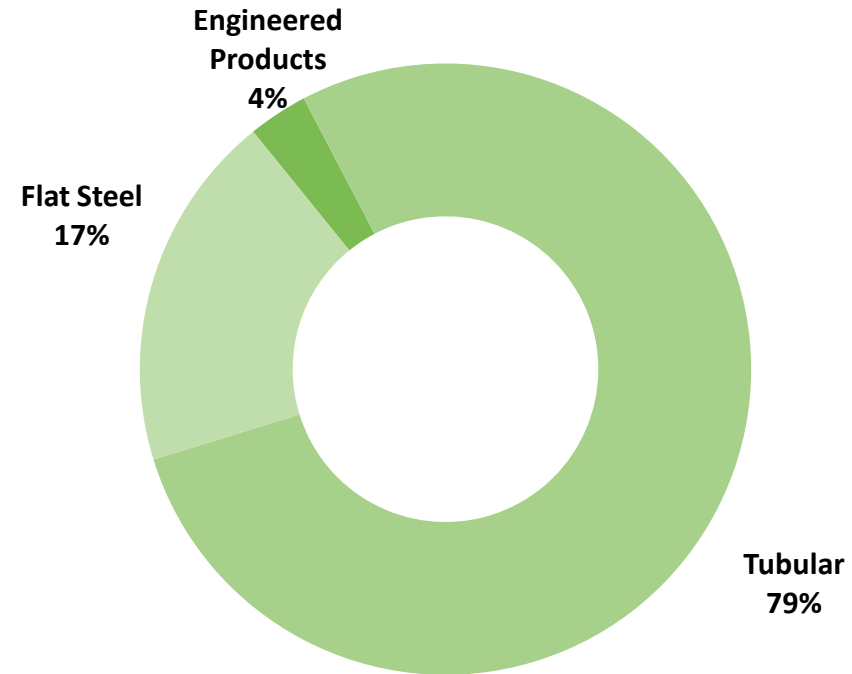
Rs. in Cr	Q2 FY20	Q2 FY19	Y-o-Y %	Q1 FY20	Q-o-Q %	FY19	FY18	Y-o-Y %
Total Income from Operations	275.35	339.40	(19.0%)	323.5	(15%)	1360.4	1015.7	33.9%
Raw Materials	250.4	309.31		292.30		1236.4	913.3	
Employee Cost	04.49	3.61		03.90		13.7	12.1	
Other Cost	09.38	7.68		08.73		35.6	30.1	
Total Expenditure	264.28	320.06		304.93		1285.7	955.5	
EBITDA	11.07	18.8	(41%)	18.6	(40%)	74.8	60.1	24.5%
Other Income	0.21	0.15		0.11		1.4	1.3	
Depreciation	01.51	1.30		1.51		5.3	4.0	
Interest	07.50	7.70		6.52		29.9	27.4	
Profit Before Tax	2.27	9.95	(77%)	10.63	(79%)	40.9	30.0	36.3%
Tax	(2.22)	3.33		3.59		13.6	9.0	
Profit After Tax	4.49	6.62	(32%)	7.05	(36%)	27.3	21.0	
Other Comprehensive income	0	0	0	0.0		0.2	0.0	
Total Comprehensive Income	4.49	6.62	(32%)	7.05	(36%)	27.5	21.0	31.0%
Basic EPS (in Rs.)	4.20	6.25		6.59		25.8	20.39	

Segment wise Volume Breakup –FY 19 & FY 18

FY19



FY18



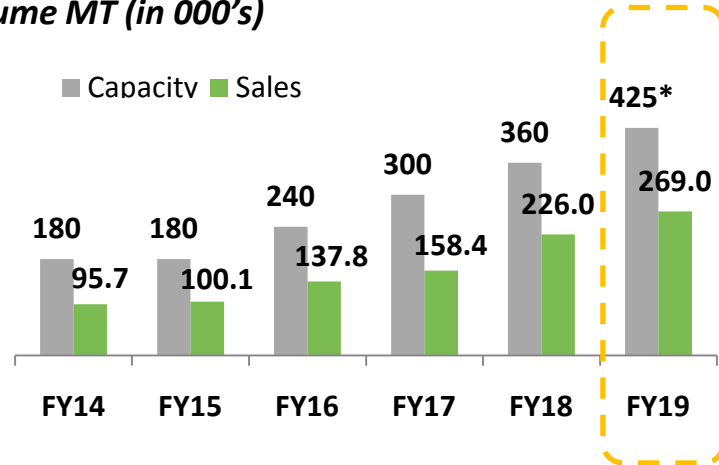
Consolidated Balance Sheet

Rs. in Cr	As on 30 st Sept – 19	As on 31 st Mar – 19
Equity	164.7	146.7
Equity Share Capital	10.9	10.7
Other Equity	153.8	136.1
Liabilities		
Non Current Liabilities	84.6	84.7
Financial Liabilities		
Borrowing	72.7	71.7
Other Financial liabilities	0.7	1.0
Provisions	0.6	0.6
Deferred Tax Liabilities (Net)	10.6	11.4
Current Liabilities	286	273.7
Financial Liabilities		
Borrowings	198.3	186.5
Trade Payables	56.5	59.1
Other Financial Liabilities	14.7	14.8
Other Current Liabilities	7.7	5.1
Provisions	6.3	3.8
Current Tax Liabilities (Net)	2.4	4.3
Total	535.35	505.1

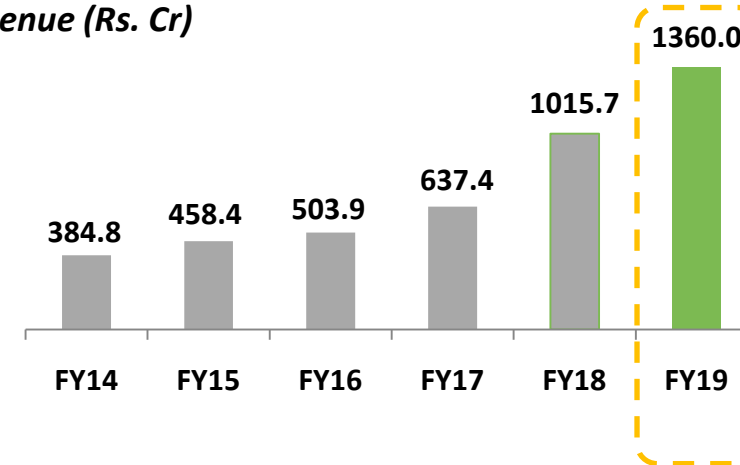
Rs. in Cr	As on 30 st Sept 19	As on 31 st Mar – 19
Non-current Assets	184.9	177.4
Property, Plant and Equipment	168.6	169.1
Capital Work in Progress	10.49	3.7
Other Intangible asset	0.06	0.1
Investments	0	0.0
Loans	4.17	2.9
Other Non Current Assets	1.59	1.6
Current Assets	350.39	327.8
Inventories	158.41	151.2
Financial Assets		
Investments		0.0
Trade Receivables	150.63	137.4
Cash & Cash Equivalent	0.93	0.8
Bank Balance other than above	16.68	15.2
Other Current Assets	23.75	23.2
Total Assets	535.35	505.1

Consolidated Financial Highlights

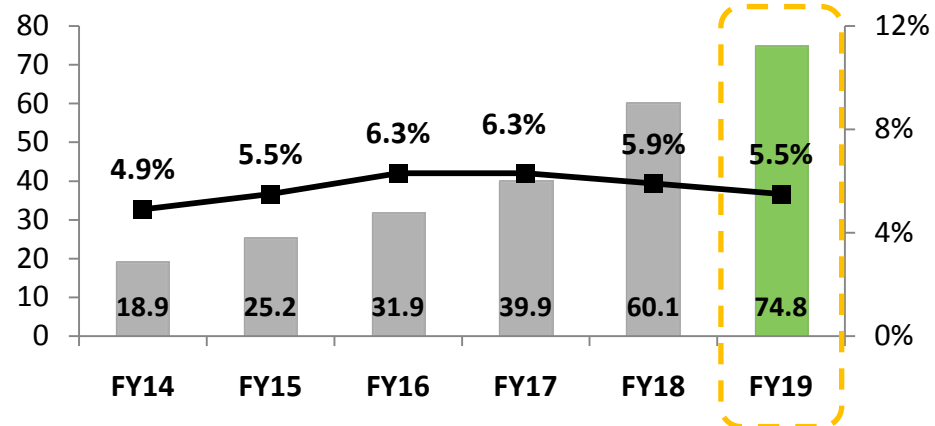
Volume MT (in 000's)



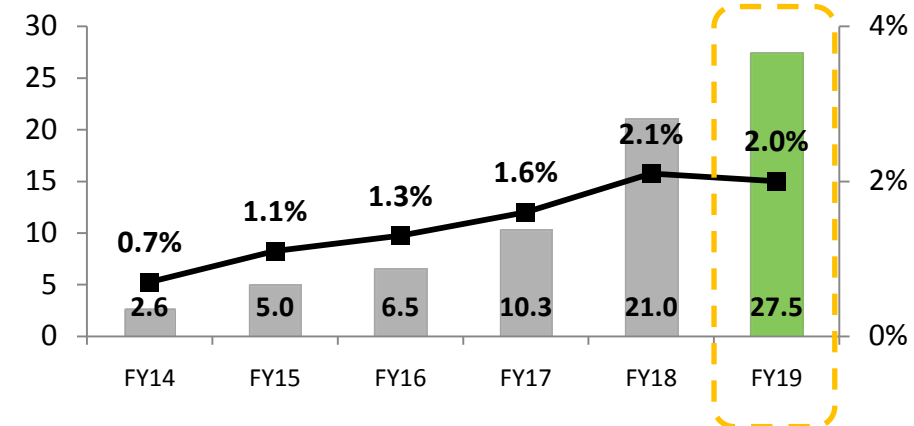
Revenue (Rs. Cr)



EBITDA (Rs. Cr) / Margin (%)

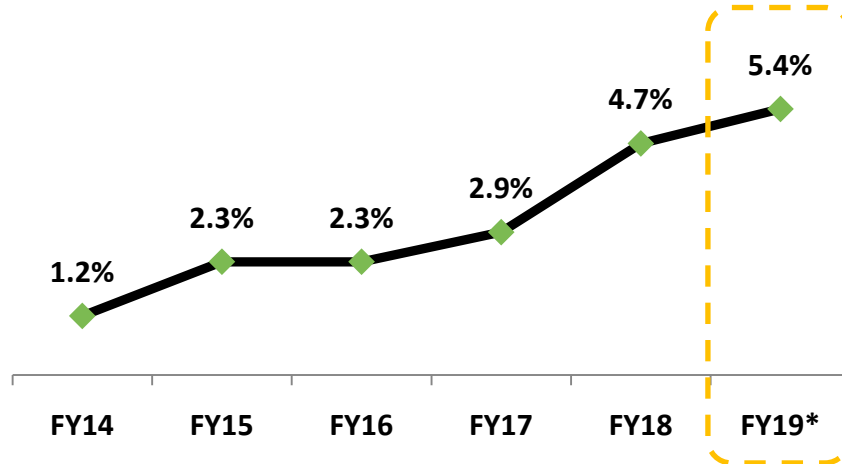


PAT (Rs. Cr) / Margin (%)

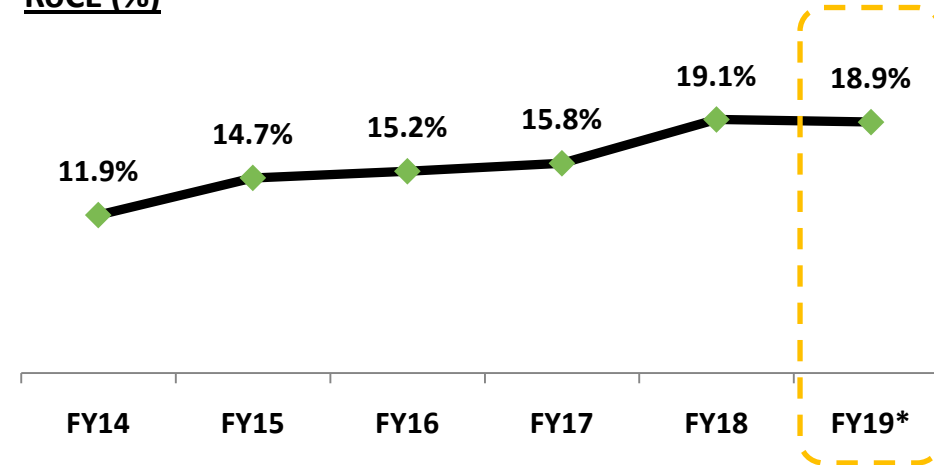


Consolidated Financial Ratios

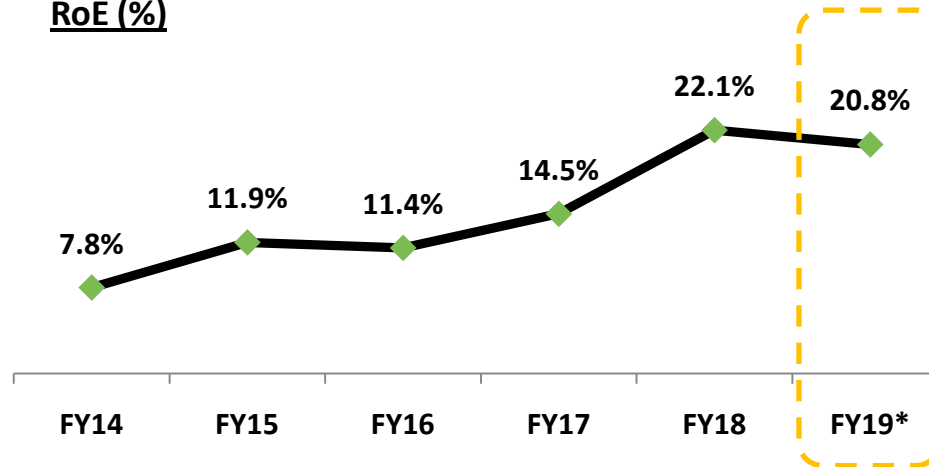
ROA (%)



RoCE (%)



RoE (%)



Consolidated Annual P&L Highlights

Rs. in Cr	FY19	FY18	Y-o-Y %
Sales Volume (in MT)	269,000	226,023	19.01%
Total Income from Operations	1360.4	1015.7	33.9%
Raw Materials	1236.4	913.3	
Employee Cost	13.7	12.1	
Other Cost	35.6	30.1	
Total Expenditure	1285.7	955.5	
EBITDA	74.8	60.1	24.5%
Other Income	1.4	1.3	
Depreciation	5.3	4.0	
Interest	29.9	27.4	
Profit Before Tax	40.9	30.0	36.3%
Tax	13.6	9.0	
Profit After Tax	27.3	21.0	
Other Comprehensive Income	0.2	0.00	
Total Comprehensive Income	27.5	21.0	31.0%
Basic EPS (in Rs.)	25.8	20.39	

Journey So far....



1988 - 96

- Started manufacturing MS pipes at Sikandrabad- Unit 1
- Started manufacturing Cold Rolled coils & strips

- Installation of Hot Dipped Galvanised Facility
- Started production of Highway Crash Barriers
- Started production of Hollow sections and Solar Mounting sections

2001 - 10



2012-16

- Unit 2 at Sikandrabad to manufacture steel tubes & hollow sections
- Started commercial production of Steel tubes & hollow section at State of Art Sanand (Gujarat) facility
- Listing in NSE-SME

- Commenced Operations at Hindupur(A.P.)
- Modernisation of Cold Rolling Mill at Sikandrabad Plant
- Commissioning ERW Pipe manufacturing at Hindupur
- 3rd Company to Migrate to NSE Main Board - May 2018

2017-18



2018 - 19

- Started Tube Mill 3 at Sanand.
- Installed Solar Project at Sanand and Hindupur facility
- Received Secondary Steel sector Award from Ministry of Steel
- Received Top Performer award from SAIL.

Professional Management

Mr. Ajay Kumar Bansal **Chairman cum Managing Director**

- Commerce Graduate from Delhi University
- Industry Stalwart with more than 35 years of rich experience
- Nominated as Chairman of Federation of Indian Industries (Steel Tube Panel) representing entire steel tubes industries at various National and International Summits, Seminars and Conferences
- Leading the Tube and Pipes Industry with dynamic approach
- Strategic Planning and identifying new growth drivers for Company

Mr. Anish Bansal **Executive Director**

- B.Sc Economics in Banking and Finance from Cardiff University U.K in 2005
- Rich experience of more than 12 years in Administration and Business Development
- Responsible in taking care of entire area of Corporate Finance and Business Strategies

Mr. Ashok Aggarwal **Commercial Head**

- Graduated from Delhi University
- More than 32 years of experience in area of procurement of Steels from primary steel producers at competitive prices

Mr. Arvind Bansal **Chief Financial Officer**

- Qualified Chartered Accountant with over 20 years of experience in matters related to Corporate Finance, Corporate Restructuring, Taxation, Capital Market, Management Information System and Accounting



Company Overview

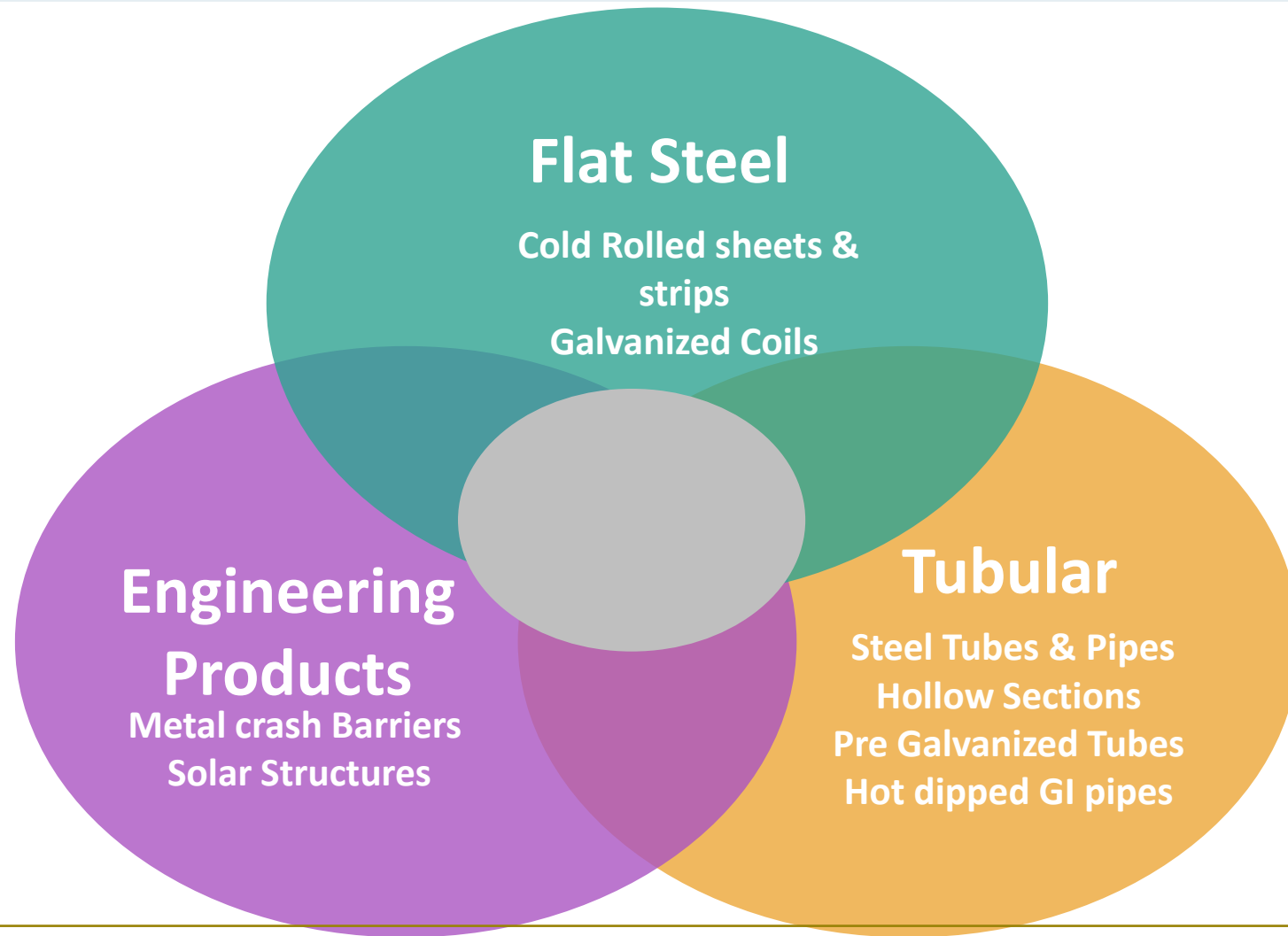
Chairman's Message

**Consolidated Financial
Highlights**


Business Overview

Way Ahead

Business Overview




FLAT STEEL PRODUCTS




CR Sheets & Strips

Stampings
Auto & Auto Ancillaries
Transmission Chain
Bicycle Parts
Fine Blanking
Bearings



Galvanized Coils


Construction
Agriculture
Automobile
Domestic & Outdoor
Electric Appliance
Furniture & Fixtures
Industry



Cold Formed Sections

Automobile Industry
Civil Construction
Solar Mounting Structures
Strut Support Systems
Storage Systems
Furniture & Office Equipments

TUBULAR STEEL PRODUCTS




Steel Tubes & Pipes

Water Gas & Air Pipeline
Automobiles
Power & Industrial Boilers
Transformers
Superheaters
Economisers
Heat Exchangers
Railway
Electrification and
Furniture Applications etc.




Hollow Sections

Casing
Columns & Fence
Handrails
Load Bearing Structure
Piling
Posts
Poles
Railings
Scaffolding
Skywalks, Towers etc.



Pre Galvanized Tubes


HVAC
Cladding
Roofing
Building Accessory
Partition
False Ceilings
Household Appliances (Washing
Machine/ A.C etc)
Railway Carriages, Road Signs
Containers, Furniture etc.



Hot Dipped GI Pipes


Agriculture
Plumbing
Green Houses
Irrigation
Hand Pumps
Bore
Tubewell

ENGINEERING PRODUCTS



Metal Crash Barriers

Water Gas & Air Pipeline
Automobiles
Power & Industrial Boilers
Transformers
Superheaters
Economisers
Heat Exchangers
Bicycles
Railways
Electrification and Furniture



Solar Structures

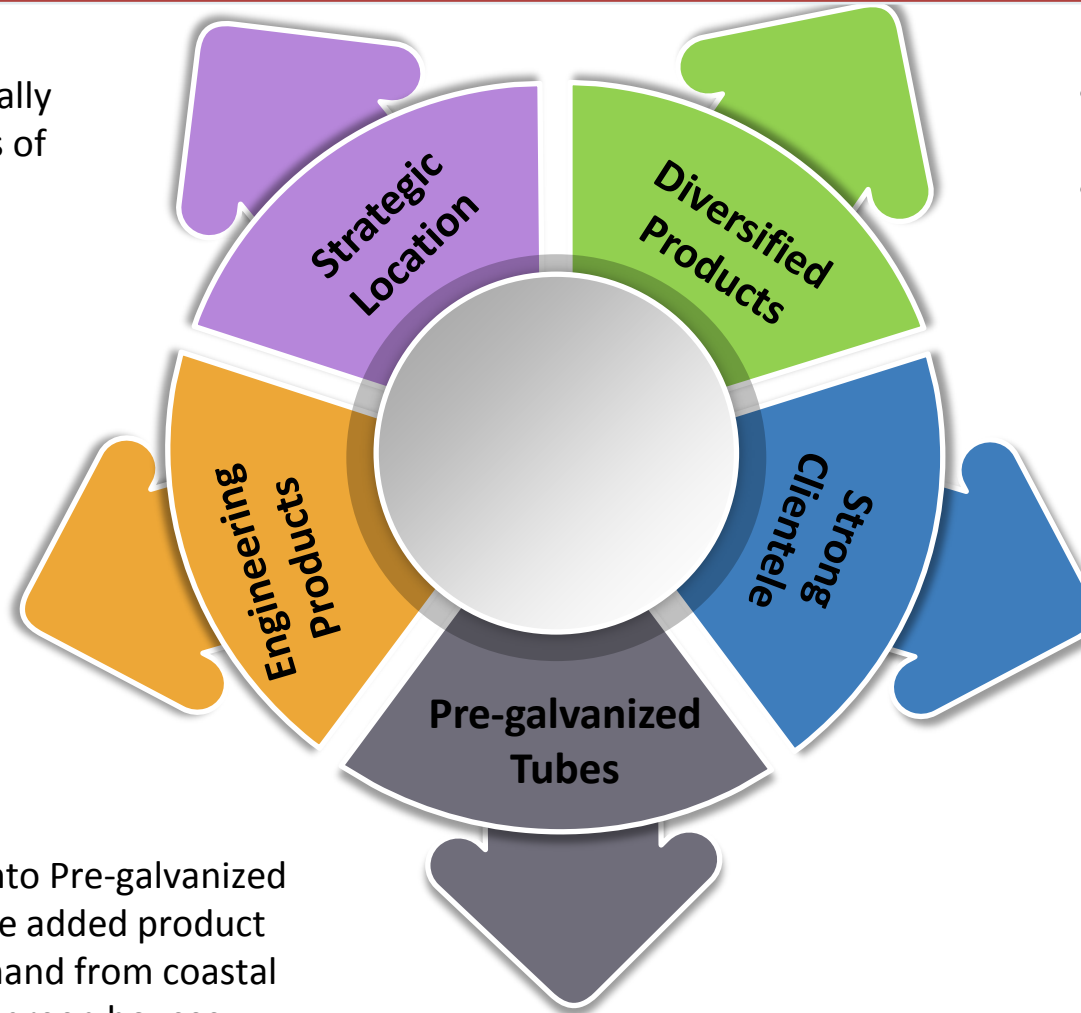
Ground mounted solar
power plants
Rooftop solar
Street lighting
Solar water pumps
Solar street lighting

Key Business Strengths

- Manufacturing facilities – strategically located in key high growth markets of North & West India
- Resulting in increased operational efficiencies

- Market leader in Crash Barrier segment
- Strong presence in fast growing Solar Structures segment

- Entered into Pre-galvanized tube-Value added product
- Huge demand from coastal areas and green houses



- Diversified, specialized products
- Catering to wide array of sector applications

- Supplies to leading Infrastructure companies such as LNT, Adani Ports, NTPC, Powergrid, BHEL, Bharti Infratel, Ashok Leyland amongst others
- Approved vendor for major public sector undertakings like BHEL, Powergrid, AAI, DMRC & MMRDA

State-of-Art Manufacturing Facilities

- Manufacturing plant Sikandrabad, Uttar Pradesh (UP)
- Installed capacity of 2,55,000* mtpa



- Manufacturing unit in Hindupur
- Installed capacity of 1,20,000 mtpa

- Manufacturing unit in Sanand (Gujarat)
- Installed capacity of 1,25,000 mtpa



Awards & Recognition

DNV BUSINESS ASSURANCE CERTIFICATE



CERTIFICATE OF RECOGNITION MINISTRY OF COMMERCE INDUSTRY



EXEMPLARY GROWTH & INNOVATION AWARD SUPER SME



AMONG TOP 100 SMEs SKOCH GROUP



BEST COMPANY OF THE YEAR AWARD IBC CORPORATION, USA



PERFORMANCE EXCELLENCE AWARD MINISTRY OF STEEL, GOVERNMENT OF INDIA




TOP PERFORMER AWARD FROM SAIL



Media Coverage

← → ↺ ⓘ Not secure | capitalmarket.com/News/Corporate-Results/Hi-Tech-Pipes-consolidated-net-profit-rises-8-13per



As On 19-Aug-2019, 10:58 AM
NIFTY 11,125.25 ↑ **77.45 (0.70%)**

Warning: Kindly note <http://www.capitalmarket.com> does not send any mobile SMS, whatsapp or twitter messages of kind of stock recommendations.

Hi-Tech Pipes consolidated net profit rises 8.13% in the June 2019 quarter

Aug 17, 2019 03:52 PM | Source: capitalmarket.com

Sales rise 0.62% to Rs 323.49 crore



Net profit of Hi-Tech Pipes rose 8.13% to Rs 7.05 crore in the quarter ended June 2019 as against Rs 6.52 crore during the previous quarter ended June 2018. Sales rose 0.62% to Rs 323.49 crore in the quarter ended June 2019 as against Rs 321.50 crore during the previous quarter ended June 2018.

Particulars	Quarter Ended		
	Jun. 2019	Jun. 2018	% Var.
Sales	323.49	321.50	1
OPM %	5.74	5.42	-
PBDT	12.15	10.86	12
PBT	10.64	9.45	13
NP	7.05	6.52	8

हाईटेक पाइप्स ने पानी के संकट पर चलाया जागरूकता अभियान

सूक्त। जल जीवन मिशन के तहत प्रधानमंत्री नरेंद्र मोदी के घर-घर में पानी पहुंचाने के अभियान को अमली जामा पहनाने का बीड़ा हाईटेक पाइप्स ने उठाया है। हाईटेक पाइप्स ने देश के विभिन्न भागों में पानी के संकट को देखते हुए जागरूकता अभियान चलाने के लिए कई समान सोच रखने वाले भागीदारों से हाथ मिलाया है। हाईटेक पाइप अपने अभियान में आम जनता को यह भी समझा रही है कि जलसंकट का दीर्घकालिक समाधान केवल मोदी सरकार के नल से जल मिशन के माध्यम से ही हो सकता है। मिशन के तहत 2024 तक सभी ग्रामीण घरों में हर नल में जल पहुंचाने का टारगेट तय किया है। हाईटेक पाइप्स के निदेशक, श्री विपुल बंसल ने उपभोक्ता सम्मेलन में शुरू किए जागरूकता अभियान पर कहा, देश में पानी का संकट दिन पर दिन बढ़ता जा रहा है। जल संकट का दीर्घकालीन समाधान खोजने के लिए सबसे पहले तो हमें इस जल संकट के भयावह हालात को स्वीकार करना होगा।

BIZ BUZZ

Hi-Tech Pipes consolidated net profit up



Hi-Tech Pipes Limited's net volume in Q1 FY 2020 was 69,035 metric tonnes (mt) as against 60,020 mt in Q1 FY 19. A year-on-year (y-o-y) growth of 15 per cent has been achieved over the corresponding quarter, driven by an increase in capacity utilisation at all the manufacturing plants. The net revenue from operations is Rs 324 crore in Q1 FY 2020, as

against Rs 321 crore in Q1 FY 2019. This is a year on year growth of 1 per cent. As against the increase in the volume of 15 per cent, new revenue has increased by 1 per cent only, mainly on account of the decrease in steel prices.

← → × news.indiaonline.in/press-releases/hi-tech-pipes-runs-an-awareness-campaign-on-water

Hi Tech Pipes Runs An Awareness Campaign On Water Crises During Gujarat Customer Meet In D



Tasked with delivering Prime Minister Narendra Modi's promise of "Nal Se Jal", Hi-Tech Pipes joined hands with various stakeholders to create awareness about increasing water crises in major cities of the country and its long term solution through mission "Nal Se Jal". An awareness campaign was launched by the company during its Regional Customer Meet held in Daman. There was overwhelming response in the meeting that was attended by around 150 leading Distributors, Dealers, Retailers & Fabricators from Surat, Vapi, Mumbai and surrounding cities. Hi-Tech Pipes Limited (NSE: HITECH4), incorporated in 1985, is amongst the leading steel processing companies in India providing world-class innovative products for nearly three decades with presence in steel pipes, hollow section tubes, cold-rolled coils & strips, road crash barriers and variety of other galvanized products. Commenting on the awareness campaign started at the Customer Meet, Mr Vipul Bansal, Director, HiTech Pipes Ltd. said, "Situation of water crises is increasing day by day and in order to find a long term solution for the same we need to first accept the situation of water crises. At present, a lot of precious water is either evaporated, leaked or contaminated

मोदी सरकार के हर घर नल, हर घर जल मिशन में हर कदम पर साथ है हाईटेक पाइप्स

लोकरेज संवाददाता यह भी समझा रही है कि जलसंकट का दीर्घकालिक समाधान केवल मोदी सरकार के नल से जल मिशन के माध्यम से ही हो सकता है। मिशन के तहत 2024 तक सभी ग्रामीण घरों में हर नल में जल पहुंचाने का टारगेट तय किया है। हाईटेक पाइप्स के निदेशक श्री विपुल बंसल ने उपभोक्ता सम्मेलन में शुरू किए जागरूकता अभियान पर कहा- देश में पानी का संकट दिन पर दिन बढ़ता जा अपने अभियान में आम जनता को

Hi-Tech Pipes achieves 15% growth in Q1

Hi-Tech Pipes Limited recorded consolidated net volume in Q1 FY 2020 is 69035 metric tonne as against 60,020 mt in Q1 FY 19. A Year on Year growth of 15% has been achieved over the corresponding quarter, driven by an increase in capacity utilisation at all the manufacturing plants.

The Net Revenue from operations is Rs 324 crore in Q1 FY 2020, as against Rs 321 crore in Q1 FY 2019. This is a Year on Year growth of 1%. As against the increase in the volume of 15%, new revenue has increased by 1% only, mainly on account of the decrease in steel prices.

Profit after Tax is Rs 7.1 crore in Q1 FY 2020 as against Rs 6.5 crore in Q1 FY 2019, YoY growth of only 8 per cent.

Ⓢ ⓘ Not secure | mayursamvad.in/2019/08/हाईटेक-पाइप्स-ने-वित्त-वर्ष-

मयूर सँवाद

होम राष्ट्रीय मनोरंजन दिल्ली आपका मौहना स्वयंसेवक अंतरराष्ट्रीय खेल साक्षर स्वयंसेवक धर्म आपका संवाद

Home > ब्यापार > हाईटेक पाइप्स ने वित्त वर्ष 2020 की पहली तिमाही में 15 फीसदी की वॉल्यूम ग्थ हासिल की

हाईटेक पाइप्स ने वित्त वर्ष 2020 की पहली तिमाही में 15 फीसदी की वॉल्यूम ग्थ हासिल की



mayur sambad August 16, 2019 ब्यापार

संवाददाता (दिल्ली) 1985 में स्थापित हाईटेक पाइप्स लिमिटेड (एनएसई: एचआईटीईच4) भारत की प्रमुख स्टील कंपनियों में से एक है। कंपनी ने करीब तीन दशकों से अपनी मीडियम स्टील पाइप्स, हॉलो सेक्शन ट्यूब्स, कोल्ड रोल्ड कॉइल्स और डिस्क, रोड क्रैश बैरियर, उनके-उप-सोल्ड स्टील और गैल्वनाइज्ड प्रोडक्ट्स में दुर्लभ बन गई है। कंपनी ने 30 जून 2019 को समाप्त हुई वित्त वर्ष 2020 की पहली तिमाही के लिए साफ़ वाणिज्य वित्तीय नतीजों की घोषणा की है।



Our Esteemed Customers



Marquee Projects using Hi-tech products



Grandstand Roofing Structure- Buddh International Circuit



Toll Plaza- Bandra-Worli Sea Link



Tensile Membrane Structures- Mumbai Airport



Main Supporting Structures- Common Wealth Stadium



Station Structure & Railing- Delhi Metro



Structural Support Members- Foot Over Bridges in Delhi



Module Mounting Structures- Gujarat Solar Park

Marquee Projects using Hi-tech products



Fire Fighting Pipes- Seven Hills Hospital Mumbai




Crash Barriers- Yamuna Expressway



Towers- Suzlon Wind Farms



Curtain Walling Structure- Mumbai New Airport Terminal



Structural Glazing Structure- Delhi T3 Terminal



Walkways – Mumbai Skywalks



Substation Tubular Structure- Powergrid Corporation Ltd.



Company Overview


Chairman's Message

**Consolidated Financial
Highlights**

Business Overview

Way Ahead

Government Impetus creating significant industry growth opportunity



... Hi-tech uniquely positioned to leverage upon these opportunities – to emerge as a leading player in India

Future Demand Drivers

DEFENCE



With an increased focus on the Defence sector on the part of the government, the company looks to generate incremental revenue from the sector.

GREEN HOUSE



Today India needs to help its farmers with smooth and effective irrigation facility. The sector promises immense potential.

AIRPORT



With a successful track record of delivering quality products for different airport needs, the company is well-positioned to cash in on the upcoming opportunities

TELECOM



The telecom sector is at the verge of consolidation and quality of service only is going to be the norm. This is likely to lead to some uptick in the telecom sector.

DRINKING WATER SUPPLY



With India striving hard to make clean and pure drinking water reach every corner of the country, the sector promises to be a good avenue for growth for the company.

METRO RAIL



We have delivered the roofing / station structuring projects for Delhi Metro Rail Corp.

Way Ahead



**Aspiring to achieve one million ton
installed capacity**

**Become Globally Reputed Steel
Processing Company**

**Be known for technology and high
quality specialized products**

Thank you



For further information, please contact:

Mr. Arvind Bansal
Chief Financial Officer

cfo@hitechpipes.in

<http://www.hitechpipes.in>